

Modelling Insecticide Treated Nets utilization among under-five children using Zero-Inflated Poisson Regression

A. A. Adetunji¹; J. A. Ademuyiwa; N. G. Alo

¹Department of Statistics,
 Federal Polytechnic, Ile-Oluji, Nigeria.
 E-mail: adeadetunji@fedpolel.edu.ng¹

Abstract — Despite several evidence-based results on the relevance of Insecticide Treated Nets (ITNs) in the prevention of malaria, disparities between effective utilization and ownership among households is quite high. Among six geo-political zones in Nigeria, reports showed the lowest utilization of ITNs in the South-West region. This study assesses geo-spatial variations in utilization of ITNs among under-five children among six states of South-West Nigeria using the Zero Inflated Poisson model. Bayesian semi-parametric approach is used on data obtained from the 2018 Nigeria Demographic Health Survey. Fixed effect and non-linear effect are examined on the number of children that slept under ITN a night before the survey among under-five children in the region. Since the response variable is found to have many zeros (61.0%) of the total cases, the Zero-Inflated Poisson model is assumed. There is evidence of spatial variation in utilization among states in the region. Ondo state has the highest utilization while Lagos state has the least. The non-linear effect of an average age of children in each household on utilization showed a downward trend in utilization as the children approach 24 months. However, the trend started increasing till around 4 years when it began descending again. From the fixed effect model, wealth index, residence, and mother's level of education are found to affect utilization. To reduce cases of malaria among children under five, efforts should be geared towards educating caregivers on the importance of effective utilization especially in states with low usage.

Keywords - Zero-Inflated Poisson Model, under-five children; spatial analysis; nonlinear effect; treated nets, South-West Nigeria.

Efforts in combating the malaria scourge are yielding gradual results globally from around 251 million reported cases in 2010 and 231 million cases in 2017 to 228 million cases in 2018 [1]. India and 18 African countries recorded about 85% of 2018 cases with Nigeria alone having about 25% of the cases [1]. While other African countries like Uganda and Zimbabwe are reporting a continuous decline in reported cases, Nigeria had 3.2 million increase in 2018 when compared to 2017 [1]. The largest burden of malaria morbidity is recorded in Africa with 213 million cases in 2018 representing 93% of the world cases [1]. This is a minimal decrease from about 90% of the global burden reported in 2002 [2,3].

In Nigeria, malaria remains the number one cause of morbidity and mortality [4]. From about 85% of all global deaths due to malaria in 2018, Nigeria alone had 25% of the cases [1]. Among children under five, more than 60% of reported morbidity is due to malaria with about 300,000 reported mortality yearly [5]. From household surveys carried out in 21 malaria burden countries between 2015 and 2018, it was reported that overall anaemia was higher in children aged under five years who were positive for malaria than in those who were negative [1].

Plasmodium falciparum parasite accounts for 99.7% of reported cases of malaria in sub-Saharan African countries [1,6]. However, the resistance of the parasite to different malaria drugs is a major setback in combating the disease [7]. This is why WHO recommended a reduction in the chances of mosquito bites as the number one action in malaria prevention. This according to WHO can be achieved by sleeping under an Insecticide Treated Net (ITN) and Indoor Residual Spraying (IRS), [1]. Studies on the cost-effectiveness of both ITN and IRS revealed that ITN is easier to use [8] and more cost-efficient [9].

ITN has been reported to be one of the most important vector control interventions for mitigating against malaria (WHO, 2019) with results of its effectiveness in highly endemic areas [10,11]. With special

I. INTRODUCTION

attention on the most vulnerable (pregnant women and children aged under five), WHO introduced the Roll Back Malaria (RBM) to encourage the utilization of ITN [12]. The RBM program has brought about an increase in awareness of different techniques (utilization of ITN, environmental sanitation, indoor residual spraying) in preventing malaria [13]. About 90% of 197 million globally manufactured ITNs in 2018 were delivered to countries in sub-Saharan Africa. 80% of these were distributed by mass distribution campaigns, 10% in antenatal care facilities, and 6% as part of immunization programs [1].

Results from household surveys carried out in sub-Saharan Africa revealed that over 70% of households had one or more ITN with about 57% of the population having access to an ITN, while only 40% of the studied population reside in households with sufficient ITNs for all occupants [1]. In spite of the relatively high reported percentage in ownership, [14,15,16] reported high disparities between ownership and utilization of ITN in different regions of Nigeria despite more than 40% prevalence of fever among children aged under-five in the country [1].

Reported cases of malaria have been reported to reduce by about 50% in places where ITNs are effectively utilized [10] but the lowest percentage of the population at risk sleeping under the net occurs in Nigeria [1]. The 2015 Nigeria Malaria Indicator Survey, a program implemented

by the National Malaria Elimination Programme, the National Population Commission, and the National Bureau of Statistics reported the least ITNs ownership in South-West states [17]. With only 22% usage among children under the age of five and pregnant women, the region is also reported to have the least utilization in the country compared with North-West for example with 62% utilization [17].

Using data from the measure DHS 2018, this study focuses on the number of children under the age of five that slept under mosquito a night before the survey, this study assesses spatial variations, disparities, and other factors among states in the South-West region of Nigeria. With observed many non-utilization of ITN, the study uses the Zero Inflated Poisson (ZIP) model under a geo-additive model structure that allows joint modeling of spatial effects, non-linear effects, and fixed effects of covariates.

II. METHODOLOGY

A. Study Area

The research covers the South-Western part of Nigeria (*figures 1a and b*) consisting of six states of Oyo, Osun, Ogun, Lagos, Ondo, Ekiti. The zone is majorly agrarian except Lagos state which is the commercial nerve center in Nigeria.

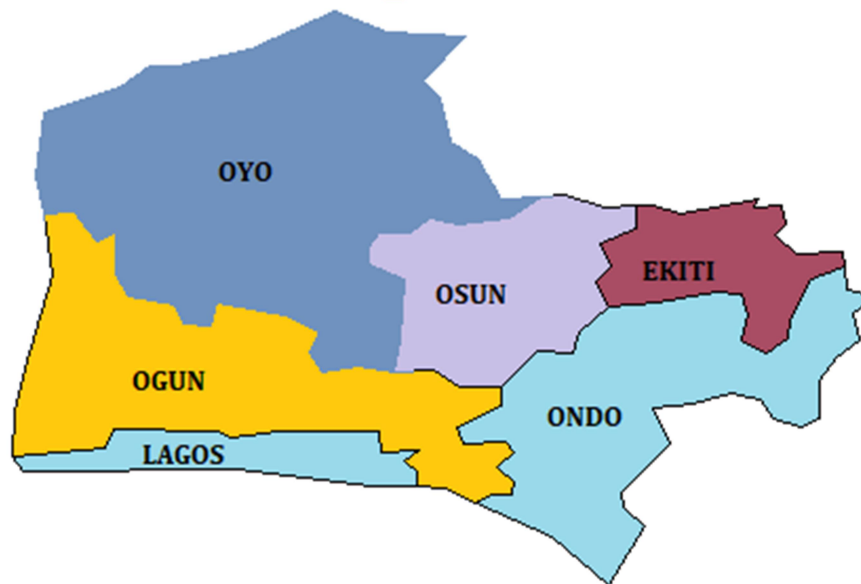


Figure 1a: South-Western states in Nigeria

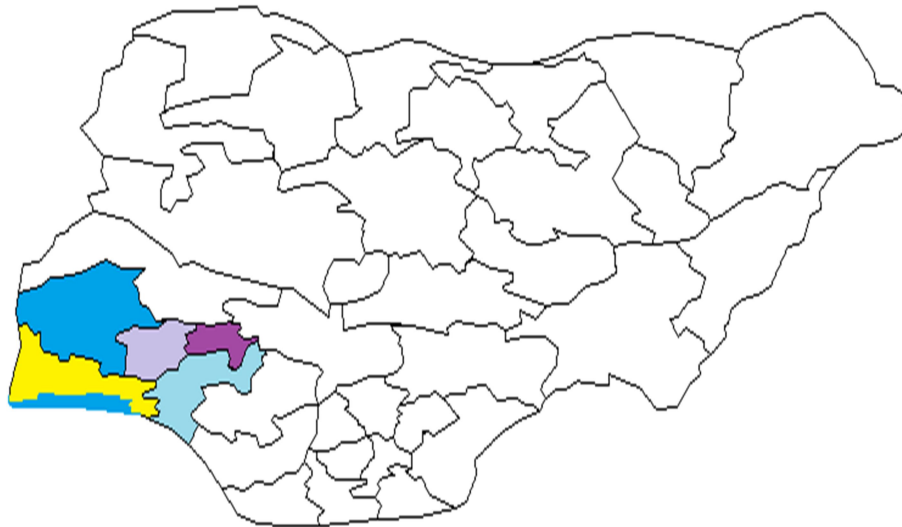


Figure 1b: Map of Nigeria showing States in South-West

B. Data

The study uses data from the Nigeria Demographic Health Surveys (NDHS) for 2018 obtained through the Measure DHS (<https://dhsprogram.com>). Data on different socio-economic and health indices are obtained once every five years from different countries by the DHS with the help of funding partners. From initial 188,010 households surveyed throughout the country in 2018, the study uses 1877 observations for states in the South-West of Nigeria after the piecwise deletion of missing values. Apart from the response variable (Number of children under mosquito bed net previous night), 9 other variables are examined (Table 2). The response variable is assumed to follow the Zero Inflated Poisson distribution. Table 1 and figure 2 present the distribution of the response variable, supporting the assumption of the ZIP model.

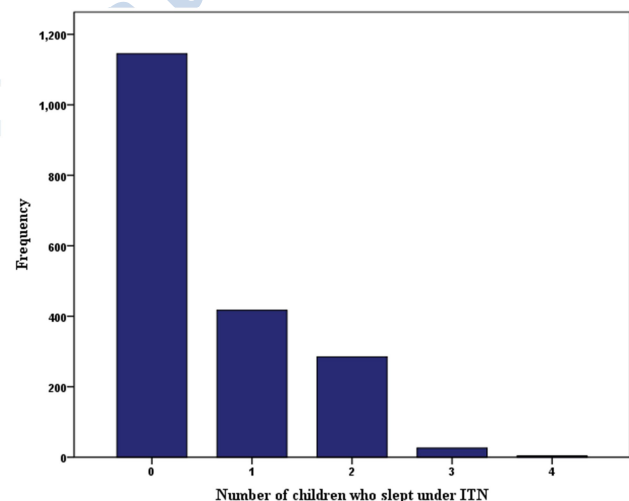


Figure 2: Bar chart showing the distribution of the response variable

Table 1: Number of children under mosquito bed net previous night

Observation	Frequency	Percent
0	1145	61.0
1	417	22.2
2	285	15.2
3	26	1.4
4	4	0.2
Total	1877	100.0

C. Zero-Inflated Poisson (ZIP) Model

For modelling response variables with count data, the Poisson distribution has been used [18,19]. The Poisson distribution is known to have the same value for its mean and variance which is not usually applicable with real data. When the variance of a dataset is higher than the mean, there is an overdispersion, while it is underdispersion when the variance is lower. Assuming Poisson distribution for response variable with overdispersion causes biased estimations of the standard error [20-22]. Also, the effect of other important covariates may be lost if the wrong functional form is assumed for the data [23]. This was

observed in [24] using DMFT (Decayed, Missing and Filled Teeth) data. Since its proposition by [25] on defects in the factory process, the ZIP has been applied on several count data with excess zeros. [26] used the ZIP on domestic violence; [27] on insect-egg data; [28] on sea duck counting; and [29] on the prognosis of demographic factors associated with using crystal meth.

D. Data Analysis

The study uses BayesX [30], a software for Bayesian Inference in Structured Additive Regression (STAR) models. Analysis is performed under the assumption that the response variable follows the Zero Inflated Poisson distribution. Second-order random walk prior with 3 spline degrees and 20 equidistant knots are used to examine the non-linear effect of the average age of children under-five in each household.

E. Model

Different forms of covariates can be modelled in a semi-parametric regression using geo-additive predictors [31,32], hence,

$$\psi_{ij} = \mu + f(x_{ij}) + f_{nle} + f_{spat} \tag{1}$$

From equation (1), $f(x_{ij})$ represents various fixed effect variables, f_{nle} represents the non-linear effect of the average age of the child in each household, and $f_{spatial}$ represents the spatial effect of states. The equation is expressed as:

$$\psi_{ij} = \mu + \delta_{residence} + \delta_{elect} + \delta_{fan} + \delta_{radio} + \delta_{tv} + \delta_{gender} + \delta_{wealth} + \delta_{education} + f_{age} + f_{state} \tag{2}$$

III. RESULTS

Table 2: Demographic details of respondents

Variables	Freq. of children (%)	Mean no. of children (Variance)
Total	1877 (100)	0.580 (0.757)
State		
Lagos	368 (19.6)	0.35 (0.501)
Ogun	314 (16.7)	0.71 (0.876)
Ondo	233 (12.4)	0.96 (0.645)
Oyo	392 (20.9)	0.61 (0.591)
Osun	286 (15.2)	0.52 (0.615)
Ekiti	284 (15.1)	0.41 (0.533)
Place of residence		
Urban	1299 (69.2)	0.54 (0.643)
Rural	578 (30.8)	0.67 (0.676)
Gender		
Male	991 (52.8)	0.58 (0.652)
Female	886 (47.2)	0.57 (0.663)
Has Electricity		
No	384 (20.5)	0.66 (0.643)
Yes	1493 (79.5)	0.55 (0.659)
Has radio		
No	407 (21.7)	0.60 (0.630)
Yes	1470 (78.3)	0.57 (0.665)
Has fan		
No	534 (28.4)	0.62 (0.712)
Yes	1343 (71.6)	0.56 (0.634)
Has TV		
No	420 (22.4)	0.61 (0.619)
Yes	1457 (77.6)	0.56 (0.668)
Wealth Index		
Poor	234 (12.5)	0.63 (0.654)
Middle	370 (19.7)	0.61 (0.623)
Rich	1273 (67.8)	0.55 (0.667)
Mother's educational status		
No formal education	160 (9.4)	0.53 (0.628)
Primary	293 (17.2)	0.62 (0.661)
Secondary	937 (54.9)	0.62 (0.695)
Tertiary	317 (18.6)	0.53 (0.611)

A. Descriptive Analysis

It is observed from the demographic details of the surveyed households (table 2) that variances for the number of children who slept under the net are more than the means (an overdispersion). This also justifies the usage of the ZIP model which supports over-dispersed observations. On average, 58 children per 100 households slept under a net before the survey. The highest utilization is observed for Ondo state with an average of 96 children per 100 households while the Lagos state has the least with 35 children per 100 households.

The table also reveals that utilization is higher in the rural areas (67 per 100) than in urban areas (54 per 100). Utilization is also seen to be higher in households without

electricity, radio, fan, and television. Households in the *Poor* Wealth category have the highest utilization while those in the *Rich* category have the least. Observations from the table are consistent since most being poor is characterized in the survey with lack of basic essentials like radio, television, and electricity.

The result of the fixed effects model is shown in table 3. Utilization is insignificantly lower in urban areas in comparison with rural areas. Also, ownership of electricity, fan, television, and radio among households are insignificant factors for the utilization of the net. Utilization is significantly higher among households where mothers has secondary education in comparison with those without no formal education.

Table 3: Results of the fixed effects model

Variable	Posterior Mean	Std. Dev.	97.5% Credible Intervals
Constant	-0.3422	0.0667	[-0.4750, -0.2161]
Place of Residence			
Rural (ref. cat.)	0		
Urban	-0.0242	0.4203	[-0.1074, 0.0585]
Has Electricity			
No (ref. cat.)	0		
Yes	0.0262	0.0557	[-0.0840, 0.1356]
Has Fan			
No (ref. cat.)	0		
Yes	0.0159	0.0563	[-0.0945, 0.1244]
Has Radio			
No (ref. cat.)	0		
Yes	-0.0028	0.0439	[-0.0876, 0.0844]
Has TV			
No (ref. cat.)	0		
Yes	0.0040	0.0580	[-0.1095, 0.1186]
Gender			
Female (ref. cat.)	0		
Male	0.0205	0.0339	[-0.0454, 0.0860]
Wealth Index			
Poor (ref. cat.)	0		
Middle	0.0322	0.0611	[0.0865, 0.1490]
Rich	-0.0912	0.0937	[-0.2744, 0.0950]
Mother's educational status			
No education [ref. cat.]	0		
Primary	0.0135	0.0727	[-0.1293, 0.1549]
Secondary	0.1084	0.0545	[0.0024, 0.2144]
Tertiary	0.0582	0.0807	[-0.0994, 0.2186]

The non-linear effect of age on nets utilization as shown in figure 3 reveals a sinusoidal shape. The average non-linear effect (blue line) reveals a persistent decrease in utilization till about 24 months (2 years) when it starts increasing till around 48 months (4 years). After 4 years of age, nets utilization starts reducing again among children. Both 80% (green line) and 95% (red line) credible intervals are also shown in the figure.

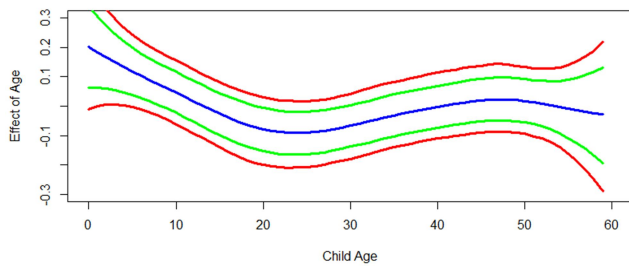


Figure 3: Non-linear effect of age of children

Figures 4 and 5 show the posterior mean and the 95% credible intervals of spatial effects for the model respectively. Ondo state has the highest net utilization while the least is observed in Lagos state. There is no significant difference in net utilization among the pairs of Ondo and Ogun states; Lagos and Ekiti states; and Oyo and Osun states (figure 5).

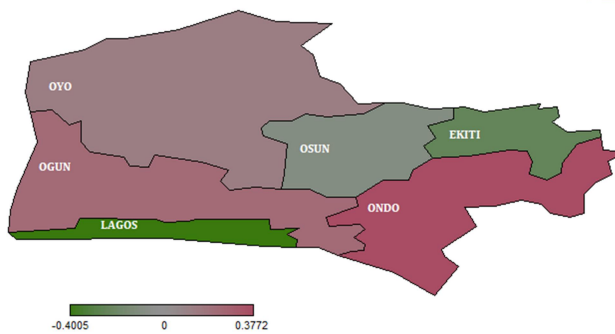


Figure 4: Posterior mean of spatial effects

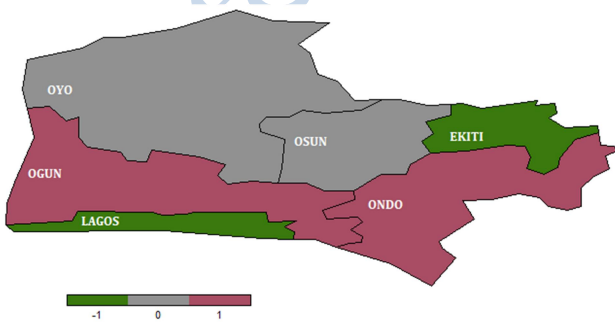


Figure 5: Spatial Effect for 95% Posterior Credible intervals

IV. DISCUSSION

Residence

For every 100 households surveyed in the rural areas, 67 children aged under five sleep under ITN while it is 54 for those from urban areas. This is also evident in the fixed effect model (table 3) where utilization in a rural area is found to be higher than what is obtainable in urban areas (although the disparities in utilization are not significant). Contrary to what was reported in research in some African countries [33,34], findings from this study support findings from [35,36]. This may be connected with the fact that most households in urban areas are equipped with facilities such as air-condition, window frames with nets, and serene environments that make the breeding of mosquitoes difficult, and hence the need to utilize ITN may not arise. Also, different programs on ITN utilization in Nigeria are focused on rural areas where most of these nets are mostly distributed freely.

Gender

As earlier reported by [35], there is no gender difference in ITN's utilization for children under five among the surveyed households although the fixed effect model shows higher but insignificant utilization for the male children. This is so expected as there is no basis for disparities in utilization between a male and female child.

Socio-Economic Status Index

Utilization is found to be lower in households without radio, fan, and television. All these are attributes of a typical rural set up in Nigeria and hence, this is expected since findings had shown low utilization among rural residents.

Wealth Index

The wealth index in the original data obtained from the measured DHS was categorized into five classes (Poorest, Poorer, Middle, Richer, and Richest), to ease the classification of results, the variable had been re-categorized in this study. Households that belongs to "Poorest" and "Poorer" categories are matched into "Poor" category while those that belong to "Richest" and "Richer" categories are matched into "Rich". Findings from the research show that utilization is highest in "Poor" households while it is least in "Rich" households. This result are corroborated by [35] unlike result obtained in a similar study in Tanzania [37] where poor households were reported to have lower utilization. Most residents in wealthy households can afford IRS, good environmental hygiene, among several other measures that can eradicate mosquitoes.

Educational Status of Mother

In this study, utilization is found to be lowest among mothers who have no formal education in comparison with those who are educated. The utilization of ITN for children has been reported to be affected by the educational status of mothers/caregivers [35,38]. With knowledge about the negative effects on the non-utilization of ITN, educated mothers are most likely to ensure their children sleep under ITN especially in mosquito-prone environments.

Non-linear effect of age

ITN's utilization is found to be decreasing as the children advance in age till they are about 2 years (24 months) when it picks up until they become 4 years (48 months) when it starts declining again. At a younger age, children usually sleep beside their mothers using their customized bed that comes with nets. Most mothers are also skeptical about using ITN with the notion that the chemical used in treating them may be harmful to children below 2 years. After two years of age, most children have developed some immunities and the need for customized baby beds may not arise, hence, the increase in utilization.

Spatial Effect

Among the six states of South-west Nigeria, utilization is highest in Ondo state while it is least in Lagos state. However, there is no significant difference in utilization between Ondo and Ogun states; Oyo and Osun states; and between Lagos and Ekiti states as shown in figure 5. Low utilization in Lagos state may not be unconnected with the fact that the state is the commercial nerve center in the country that has associated lifestyle with many residents ranked high in social status. Despite a high level of awareness of the benefits of ITN in the state, an earlier study [39] also reported low utilization. Affordability of other malaria control measures like IRS and hygiene environment may as well be the reason for low utilization in the state.

V. CONCLUSION

With variously identified importance of effective utilization of the insecticide-treated nets and the accompanied disparities observed between ownership and utilization, efforts should be made to improve sensitization and education on proper usage of the net among mothers/caregivers for the children aged under-five. This will speed up global efforts towards malaria reduction. Government and supporting agencies should also scale up the provision and distribution of ITN especially among the vulnerable groups. Findings from the study revealed low utilization among the households in the "Rich" category of wealth index, therefore, innovative ideas in producing cheaper Indoor Residual Spraying (IRS) should also be

among scientists. This will encourage more preventive actions against malaria especially among the rich who majorly reside in urban centers. Where practicable, donor agencies and various governmental and non-governmental organizations involved in the war against malaria should also venture into the mass distribution of the IRS as being done for ITN.

Acknowledgments: The authors acknowledge measure DHS for giving access to the data and TETFund (IBR) for financial assistance.

REFERENCES

- [1] World malaria report 2019. Geneva: World Health Organization; 2019. License: CC BY-NC-SA 3.0 IGO.
- [2] World Health Organization (2003). World Malaria Report 2003. Geneva, Switzerland.
- [3] Breman J, Alilio M, Mills A. Conquering the intolerable burden of malaria: what's new, what's needed; a summary. American Journal of Tropical Medicine and Hygiene, 2004; 71: 1–15.
- [4] World Health Organization (2015). Global Malaria Programme: World Malaria Report 2015. Geneva, Switzerland.
- [5] National Population Commission. ICF International. Nigeria National Malaria Indicator Survey. Abuja: ICF Macro; 2012.
- [6] Ezire O, Adebayo SB, Idogho O, Bamgboye E, Nwokolo E. Determinants of use of insecticide-treated nets among pregnant women in Nigeria, International Journal of Women's Health, 2015; 7: 655- 661 DOI <https://doi.org/10.2147/IJWH.S77807>
- [7] Ibor UW, Aigbe GO, Iwara AI, Okongor OE, Okino II. Ownership and Utilization of Insecticide Treated Nets in Cross River State, Nigeria. Journal of Medical Sciences, 2012; 12: 198-206.
- [8] Guyatt H, Gupta S. Net gain: a new method for preventing malaria deaths. Parasitol Today. 1998; 14(3): 126.
- [9] World Health Organization. World Malaria Report 2011. Fact Sheet and Global Action Plan. Geneva: World Health Organization; 2011.
- [10] Lengeler C. Insecticide-treated bed nets and curtains for preventing malaria. Cochrane Database Syst Rev. 2004;CD000363.
- [11] Adebayo AM, Akinyemi OO, Cadmus EO. Ownership and utilization of insecticide-treated mosquito nets among caregivers of under-five children and pregnant women in a rural community in Southwest Nigeria, Journal of Preventive Medicine and Hygiene, 2014; 55: 58-64

- [12] World Health Organization (2010). World Malaria Report 2010. Geneva, Switzerland.
- [13] Orji ML, Onyire NB, Assumpta C, Anyanwu OU, Eke CB. Perception and utilization of insecticide-treated mosquito net among caregivers of children in Abakaliki, Nigeria, *Annals of Africa Medicine* 2018; 17(4): 172-177
- [14] Arinze-Onyia SU, Ndibuagu EO, Ohayi SR. Knowledge and Utilization of Insecticide Treated Nets in a Rural Community in South-East Nigeria, *International Journal of Health Sciences and Research*, 2016; 6(2): 37-43
- [15] Komomo EA, Egena R, Irene C, Ayorinde AO, Agada PO. Assessment of the Utilization of Insecticide Treated nets (ITNs) in Calabar Metropolis, Cross River State, Nigeria, *Journal of Health, Medicine and Nursing*, 2016;26: 196-205
- [16] Bisi-Onyemaechi AI, Obionu CN, Chikani UN, Ogbonna IF, Ayuk AC. Determinants of use of insecticide-treated nets among caregivers of under-five children in Enugu, South East Nigeria, *Annals of Tropical Medicine and Public Health*, 2017; 10:1037-42
- [17] National Malaria Elimination Program (NMEP). Nigeria Malaria Indicator Survey: Atlas of Key Indicators. Rockville, Maryland, USA: National Malaria Elimination Program (Nigeria), and ICF International. 2016.
- [18] Mullahy J. Specification and testing of some modified count data models. *J. Econ.* 1986, 33, 341–365.
- [19] Jung RC, Kukuk M, Liesenfeld R. Time series of count data: Modeling, estimation and diagnostics. *Comput. Stat. Data Anal.* 2006, 51, 2350–2364.
- [20] Cox R. Some remarks on overdispersion, *Biometrika*, 1983; 70, 269–274.
- [21] Lee CE, Kim SU. Applicability of Zero-Inflated Models to Fit the Torrential Rainfall Count Data with Extra Zeros in South Korea, *Water* 2017, 9, 123; doi:10.3390/w9020123
- [22] Unhapipatv S, Tiensuwan M, Pal N. Bayesian Predictive Inference for Zero-Inflated Poisson (ZIP) Distribution with Applications, *American Journal of Mathematical and Management Sciences*, 2018; 37(1): 66-79, DOI: 10.1080/01966324.2017.1380545
- [23] Ghosh SK, Mukhopadhyay P, and Lu JC (2018). Bayesian analysis of zero-inflated regression models, *Journal of Statistical Planning and Inference* 136 (2006) 1360 – 1375
- [24] Bohning D, Dietz E, Schlattmann P, Mendonca L, Kirchner U. The zero-inflated Poisson model and the decayed, missing and filled teeth index in dental epidemiology. *J. R. Stat. Soc. Ser. A* 1999, 162, 195–209.
- [25] Lambert D. “Zero-inflated poisson regression, with an application to defects in manufacturing,” *Technometrics*, 1992; 34(1): 1–14.
- [26] Famoye F, Singh KP. Zero-inflated generalized Poisson regression model with an application to domestic violence data. *J. Data Sci.* 2006; 4: 117–130.
- [27] Yesilova A, Kaydan MB, Kaya Y. Modeling Insect-Egg data with excess zeros using Zero-Inflated Regression Models, *Hacettepe Journal of Mathematics and Statistics*, 2010; 39(2): 273–282
- [28] Zipkin EF, Leirness JB, Kinlan BP, O’Connell AF, Silverman ED. Fitting statistical distributions to sea duck count data: Implications for survey design and abundance estimation. *Stat. Methodol.* 2014: 17, 67–81.
- [29] Pourhoseingholi A, Baghestani AR, Ghasemi E, Baghban AA, Ghazarian M. Bayesian Zero- Inflated Poisson model for prognosis of demographic factors associated with using crystal meth in Tehran population, *Medical Journal of the Islamic Republic of Iran.* 2018; 32(24). <https://doi.org/10.14196/mjiri.32.24>
- [30] Belitz C, Brezger A, Kneib T, Lang S. (2012). BayesX – Software for Bayesian Inference in Structured Additive Regression Models. Version 2.1, URL <http://www.BayesX.org/>
- [31] Fahrmeir L, Lang S. Bayesian semi-parametric regression analysis of multi-categorical time-space data. *Ann Inst Stat Math*, 2001; 53:10–30
- [32] Gayawan E, Arogundade ED, Adebayo SB. Possible determinants and spatial patterns of anaemia among young children in Nigeria: a Bayesian semi-parametric modelling. *Int Health* 2014; 6: 35–45
- [33] Korenromp EL, Miller J, Cibulskis RE, Kabir Cham M, Alnwick D, Dye C: Monitoring mosquito net coverage for malaria control in Africa: possession vs. use by children under 5 years. *Trop Med Int Health* 2003, 8:693-703.
- [34] García-Basteiro et al.: Determinants of bed net use in children under five and household bed net ownership on Bioko Island, Equatorial Guinea. *Malaria Journal* 2011 10:179 doi:10.1186/1475-2875-10-179
- [35] Oresanya OB, Hoshen M, Sofola OT. Utilization of insecticide-treated nets by under-five children in Nigeria: Assessing progress towards the Abuja targets, *Malaria Journal*, 2008; 7:145. doi:10.1186/1475-2875-7-145

-
- [36] Osuorah DC, Ezeudu CE, Onah SK, Anyabolu OT. Household bed net ownership and use among under-5 children in Nigeria, Research and Reports in Tropical Medicine 2013;4 15–27
- [37] Ruhago GM, Mujinja PG, Norheim OF. Equity implications of coverage and use of insecticide treated nets distributed for free or with co-payment in two districts in Tanzania: A cross-sectional comparative households survey. *Int J Equity Health*. 2011; 10:29.
- [38] Okafor IP, Adeyemi KA. Use of insecticide-treated mosquito nets for children under five years in an urban area of Lagos State, Nigeria, Nigerian Journal of Clinical Practice, 2012; 15(2): 220-223. DOI: 10.4103/1119-3077.97325
- [39] Aina BA, Ayeni FA. Knowledge and use of insecticide treated nets as a malaria preventive tool among pregnant women in a local government area of Lagos state, Nigeria, Journal of Applied Pharmaceutical Science, 2011; 1(7):162-166

Professional Statisticians Society of Nigeria